







ABS Fittings & Pipe


| 90 Degree Elbow | Size | ABS Part # | Price |
|---|--------|------------|-------|
|  | 1 1/4" | 112875 | |
| | 1 1/2" | 112876 | |
| | 2" | 112877 | |
| | 3" | 112878 | |
| Street (Hub x Spigot) | | | |
|  | 1 1/2" | 112880 | |
| | 2" | 112881 | |
| | 3" | 112882 | |


| 90 Degree Female Elbow | Size | ABS Part # | Price |
|---|---------------------------------|------------|-------|
|  | Hub x Female Pipe Thread | | |
| | 3" | 112253 | |



| Vent Elbow | Size | ABS Part # | Price |
|---|--|------------|-------|
|  | 1 1/2" | 113084 | |
| | 2" | 113085 | |
| | 3" | 113086 | |
| | Threaded (Hub x Female Pipe Thread) | | |
| | 3" | 112203 | |


| 90 Degree Long Sweep | Size | ABS Part # | Price |
|---|-----------|------------|-------|
|  | 1 1/2" | 112876L | |
| | 2" | 112877L | |
| | 3" | 112878L | |
| | 2" Street | 112881L | |
| | 3" Street | 112882L | |


| LowHeal Inlet 90 Deg. Elbow | Size | ABS Part # | Price |
|---|--------------|------------|-------|
|  | 3"x3"x1 1/2" | 113041 | |
| | 3"x3"x2" | 113042 | |


| Side Heal Inlet | Size | ABS Part # | Price |
|---|--------------|------------|-------|
|  | 3"x3"x1 1/2" | 113044 | |

| Twin Elbow | Size | ABS Part # | Price |
|---|------|------------|-------|
|  | 2" | 113046 | |
| | 3" | 113047 | |


| 45 Degree Elbow | Size | ABS Part # | Price |
|---|--------|------------|-------|
|  | 1 1/4" | 112884 | |
| | 1 1/2" | 112885 | |
| | 2" | 112886 | |
| | 3" | 112887 | |
| Street (Hub x Spigot) | | | |
|  | 1 1/2" | 112890 | |
| | 2" | 112891 | |
| | 3" | 112892 | |


| 22 Degree Elbow | Size | ABS Part # | Price |
|--|--------|------------|-------|
|  | 1 1/2" | 112899 | |
| | 2" | 112900 | |
| | 3" | 112901 | |


| 45 Degree Wye | Size | ABS Part # | Price |
|---|-----------------|------------|-------|
|  | 1 1/2" | 112822 | |
| | 2" | 112823 | |
| | 3" | 112824 | |
| | Reducing | | |
| | 2"x2"x1 1/2" | 112826 | |
| | 3"x3"x1 1/2" | 112827 | |
| | 3"x3"x2" | 112828 | |


| Long Turn Tee Wye | Size | ABS Part # | Price |
|---|-----------------|------------|-------|
|  | 1 1/2" | 112853 | |
| | 2" | 112858 | |
| | 3" | 112852 | |
| | Reducing | | |
| | 2"x2"x1 1/2" | 112865 | |
| | 3"x3"x1 1/2" | 112837 | |
| | 3"x3"x2" | 112857 | |


Brass Sales Co Inc.


| Sanitary Tee | Size | ABS Part # | Price | |
|---|------------------|------------|-------|--|
|  | 1 1/2" | 112752 | | |
| | 2" | 112753 | | |
| | 3" | 112754 | | |
| | Reducing | | | |
| | 2"x2"x1 1/2" | 112758 | | |
| | 2"x1 1/2"x2" | 112760 | | |
| | 2"x1 1/2"x1 1/2" | 112761 | | |
| | 3"x3"x2" | 112763 | | |
| | 3x3x1 1/2 | 112764 | | |


| Double Sanitary Tee | Size | ABS Part # | Price | |
|---|---------------------|------------|-------|--|
|  | 1 1/2" | 112812 | | |
| | 2" | 112813 | | |
| | 3" | 112814 | | |
| | Reducing | | | |
| | 2"x2"x1 1/2"x1 1/2" | 112817 | | |
| | 3"x3"x1 1/2"x1 1/2" | 112818 | | |
| | 3"x3"x2"x2" | 112820 | | |
| Hub x FPT | 3"x3"x1 1/2"x1 1/2" | 112189 | | |


| Threaded Nipple | Size | ABS Part # | Price |
|---|--------|------------|-------|
|  | 3"x3" | 15260 | |
| | 3"x4" | 15261 | |
| | 3"x5" | 15262 | |
| | 3"x6" | 15263 | |
| | 3"x8" | 15264 | |
| | 3"x10" | 15265 | |


| Increaser/Reducer | Size | ABS Part # | Price |
|---|-----------|------------|-------|
|  | 1 1/2"x2" | 112948 | |
| | 1 1/2"x3" | 112949 | |
| | 2"x3" | 112950 | |
| | 2"x4" | 112951 | |
| | 3"x4" | 112952 | |


| Coupling | Size | ABS Part # | Price |
|---|--------|------------|-------|
|  | 1 1/4" | 112932 | |
| | 1 1/2" | 112933 | |
| | 2" | 112934 | |
| | 3" | 112935 | |


| Female Adapter | Size | ABS Part # | Price |
|---|--------|------------|-------|
|  | 1 1/2" | 112866 | |
| | 2" | 112867 | |
| | 3" | 112869 | |

| Male Adapter | Size | ABS Part # | Price |
|---|--------|------------|-------|
|  | 1 1/4" | 112931 | |
| | 1 1/2" | 112927 | |
| | 2" | 112928 | |
| | 3" | 112929 | |
| | 4" | 112926 | |


| Clean Out Adapter | Size | ABS Part # | Price |
|---|--------|------------|-------|
|  | 1 1/2" | 112922 | |
| | 2" | 112923 | |
| | 3" | 112924 | |



| Slip Cap | Size | ABS Part # | Price |
|---|--------|------------|-------|
|  | 1 1/2" | 112977 | |
| | 2" | 112978 | |
| | 3" | 112979 | |


| Threaded Plug | Size | ABS Part # | Price |
|---|--------|------------|-------|
|  | 1 1/2" | 112938 | |
| | 2" | 112939 | |
| | 3" | 112941 | |


| Reducer Bushing | Size | ABS Part # | Price |
|---|---------------|------------|-------|
|  | 1 1/2"x1 1/4" | 112904 | |
| | 2"x1 1/4" | 112905 | |
| | 2"x1 1/2" | 112906 | |
| | 3"x1 1/2" | 112907 | |
| | 3"x2" | 112908 | |


Brass Sales Co Inc.


| Closet Flange | Size 4"x3" | ABS Part # | Price |
|---|------------|------------|-------|
|  | Slip | 112903 | |
| | FPT | 12159 | |
| | FPT | 12159S | |
| | MPT | 12160 | |
| | MPT | 12160L | |


| P-Trap | Size | ABS Part # | Price |
|---|----------------------------|------------|-------|
|  | 1 1/4" Hub x Hub | 113210 | |
| | 1 1/2" Hub x Hub | 112215 | |
| | 2" Hub x Hub | 112216 | |
|  | 1 1/2" Direct Connect | 16538 | |
| | 1 1/2" Slip Connect | 16539 | |
| | 1 1/4" x 1 1/2" Slip Joint | 112214 | |

| Tray Plug Adapter | Size | ABS Part # | Price |
|---|--------|------------|-------|
|  | 1 1/2" | 113419 | |


| Swivel Adapter | Size | ABS Part # | Price |
|--|--------------|------------|-------|
|  | 1 1/4" Long | 113214 | |
| | 1 1/2" Long | 113216 | |
| | 1 1/2" Short | 113418 | |


| Spigot Trap Adapter | Size | ABS Part # | Price |
|---|---------------|------------|-------|
|  | 1 1/2" | 112975 | |
| | 1 1/2"x1 1/4" | 112976 | |

| Slip Trap Adapter | Size | ABS Part # | Price |
|---|---------------|------------|-------|
|  | 1 1/2" | 113383 | |
| | 1 1/2"x1 1/4" | 113384 | |
| | | | |

| ABS Pipe Priced By The Ft. | Size | ABS Part # | Price |
|---|--------|------------|-------|
|  | 1 1/4" | 15248 | |
| | 1 1/2" | 15249 | |
| | 2" | 15250 | |
| | 3" | 15251 | |

Transition Fittings & Accessories


| No Hub Coupling | Size | Part # | Price |
|---|--------|--------|-------|
|  | 1 1/2" | 14584 | |
| | 2" | 14585 | |
| | 3" | 14586 | |
| | 4" | 14587 | |
| | | | |


| Pipe Hanger | Size | Part # | Price |
|---|------|--------|-------|
| Metal | 10' | 15125 | |
|  | 100' | 15126 | |
| | | | |
| Plastic | 100' | 15126P | |


| Flex Coupling | Size | Part # | Price |
|--|-----------------|--------|-------|
|  | 1 1/2" - 1 1/4" | 14601 | |
| | 1 1/4" | 14583 | |
| | 1 1/2" | 14592 | |
| | 2" x 1 1/2" | 14593 | |
| | 2" | 14594 | |
| | 3" x 2" | 14595 | |
| | 3" | 14596 | |
| | 4"x3" | 14597 | |
| | 4" | 14598 | |
| | 4" | 14599 | |
| For Clay Applications | 6"x4" | 14600 | |
| Flex Elbow | Size | Part # | Price |
|  | 1 1/2" | 49055 | |

All Prices Subject To Change At Any Moment WITHOUT NOTICE!

| Drain Opener | | |
|---|--|--|
|  | | |
| 211404 | | |

| Drain Opener | | |
|---|--|--|
|  | | |
| 11949 | | |


| Piranha | | |
|---|--|--|
|  | | |
| 16454 | | |

| Root Gobbler | | |
|---|--|--|
|  | | |
| 11610 | | |

| Professional Plunger | | |
|---|--|--|
|  | | |
| 11314 | | |

| #891 Hand Cleaner | | |
|---|--|--|
|  | | |
| 89115 | | |

| Canister Auger (Snake) | | |
|--|-----|--|
|  | | |
| 15141 | 15' | |
| 15142 | 25' | |


| Flat Sewer Snake | | |
|--|-----|--|
|  | | |
| 15139 | 25' | |
| 15140 | 50' | |

| GoJo Hand Cleaner | | |
|--|--------|--|
|  | | |
| 880300 | 14 oz. | |

| Clog Buster | | |
|---|-----------|--|
|  | | |
| 15107 | 1 1/2"-3" | |


| Clog Buster | | |
|---|-------|--|
|  | | |
| 15108 | 3"-6" | |


| Clog Buster | | |
|---|-------|--|
|  | | |
| 15109 | 1"-2" | |


| Vent Check | | |
|---|-------------|--|
|  | | |
| 74240 | 1 1/2" Male | |


Pipe & Fittings Adhesives

| ABS Cement | Part # (Blue) | Size | Price |
|---|---------------|--------|-------|
|  | 11588 | 4 oz. | |
| | 11589 | 8 oz. | |
| | 11590 | 16 oz. | |
| | 11625 | 32 oz. | |


| PVC Cement | Part # (Gold) | Size | Price |
|---|---------------|--------|-------|
|  | 11591 | 4 oz. | |
| | 11592 | 8 oz. | |
| | 11593 | 16 oz. | |
| | 11996 | 32 oz. | |


| CPVC Cement | Part # (Orange) | Size | Price |
|---|-----------------|--------|-------|
|  | 11598 | 8 oz. | |
| | 11599 | 16 oz. | |
| | | | |


| All Purpose Cement | Part # (Red) | Size | Price |
|---|--------------|--------|-------|
|  | 11594 | 4 oz. | |
| | 11595 | 8 oz. | |
| | 11596 | 16 oz. | |
| | 15670 | 32 oz. | |


| All Purpose Primer | Part # (Yellow) | Size | Price |
|---|------------------------|--------|-------|
|  | 80021 | 8 oz. | |
| | 80009 | 16 oz. | |
| | * PVC & CPVC Fittings* | | |

| Purple Primer | Part # (Purple) | Size | Price |
|---|-----------------|--------|-------|
|  | 11604 | 4 oz. | |
| | 11613 | 8 oz. | |
| | 11605 | 16 oz. | |
| | 12041 | 32 oz. | |

| One Step Cement | Part # (CPVC) | Size | Price |
|--|---------------|--------|-------|
|  | 451071 | 4 oz. | |
| | 451073 | 16 oz. | |
| If Local Codes Permit: No Primer Required. | | | |

| Plumbers Putty | Part # | Size | Price |
|--|--------|--------|-------|
|  | 11608 | 1 lb. | |
| | 11616 | 3 lbs. | |

| Teflon Tape | Part # | Size | Price |
|---|--------|-------|-------|
|  | 10058 | 43.3' | |
| | | | |

| Teflon Paste | Part # | Size | Price |
|---|--------|-------|-------|
|  | 10111 | 4 oz. | |
| | | | |

| Pipe Joint Compound | Part # | Size | Price |
|---|----------------|-------|-------|
|  | <i>Premier</i> | | |
| | 11603 | 2 oz. | |